



Global Television Networks



North America

Canada



CTV Television Network



Canadian Broadcasting Corporation



Global Television Network



TVA (French)

USA



CBS Television Broadcasting



National Broadcasting Company



American Broadcasting Company



Fox Broadcasting Company

THE MOST-WATCHED NETWORKS OF 2017 (BY TOTAL VIEWERS)

TOTAL VIEWER RANK	NETWORK	2017 VIEWERS	2016 VIEWERS	% CHANGE
1	CBS	7,996,000	8,845,000	-10%
2	NBC	7,284,000	8,494,000	-14%
3	ABC	5,592,000	6,315,000	-11%
4	Fox	4,733,000	5,068,000	-7%
5	Fox News Channel	2,423,000	2,424,000	0%

Latin America

Mexico



Televisa

Grupo Televisa



tv azteca

TV Azteca



**IMAGEN
TELEVISIÓN**

Imagen Television

Brazil



Rede Globo



RECORDTV

Record TV Network



SBT (Sistema Brasileiro
de Televisão)

Argentina

VIACOMCBS

Viacom CBS. Owns *Telefe*



Grupo Clarín

Grupo Clarin/ Clarin Media
Group. Owns *Canal 13 and TN*



Grupo America



albavisión

Albavisión Media Affiliation
Network

Nordic Countries

Denmark



TV2 Danmark A/S



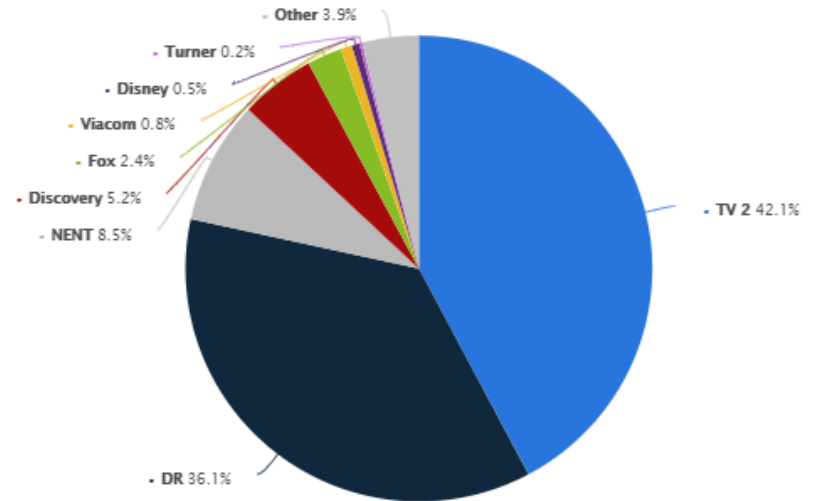
Danish Broadcasting Corporation/ DR



NENT Group



Discovery Communications



Audience market share of television broadcasting companies in Denmark

Norway



NRK



NENT Group. Owns TV3, Viasat 4, TV6

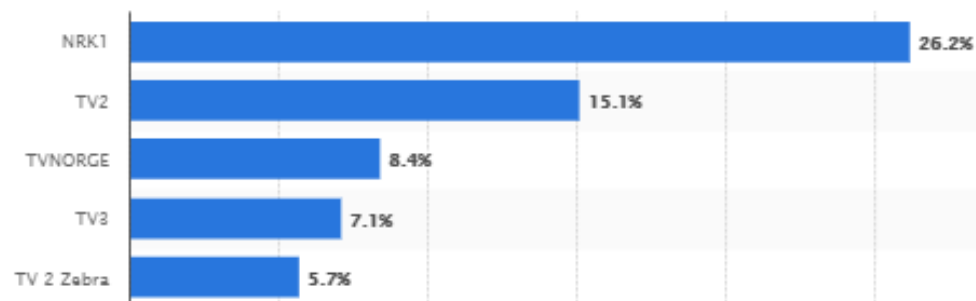


Discovery Communications.
Owns TV Norge, Vox



Egmont Group. Owns TV2

Audience market share of TV channels in Norway in 2017



Nordic Countries

Sweden

svt

Sveriges Television



TV 4 Group

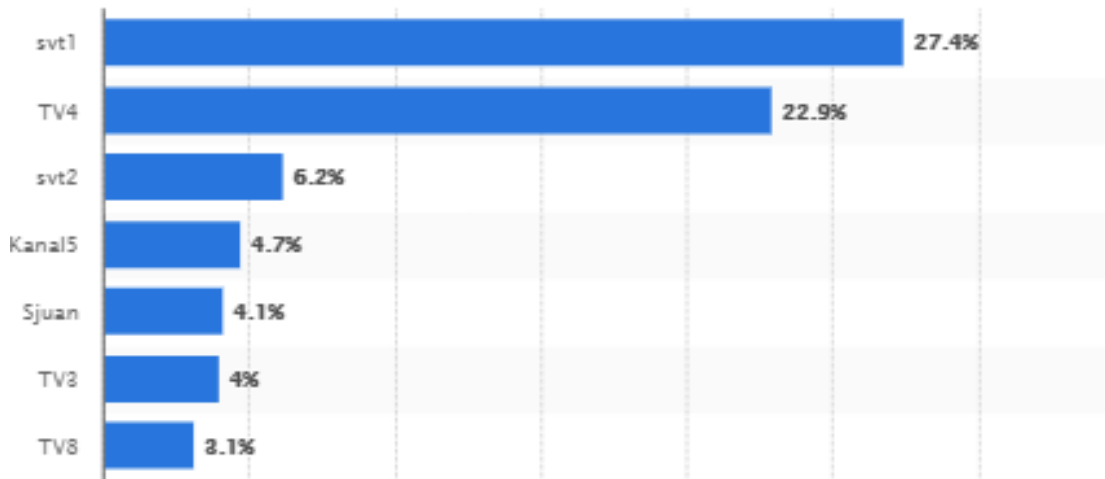


Modern Time Group.
Owns TV3, TV8, Viasat.



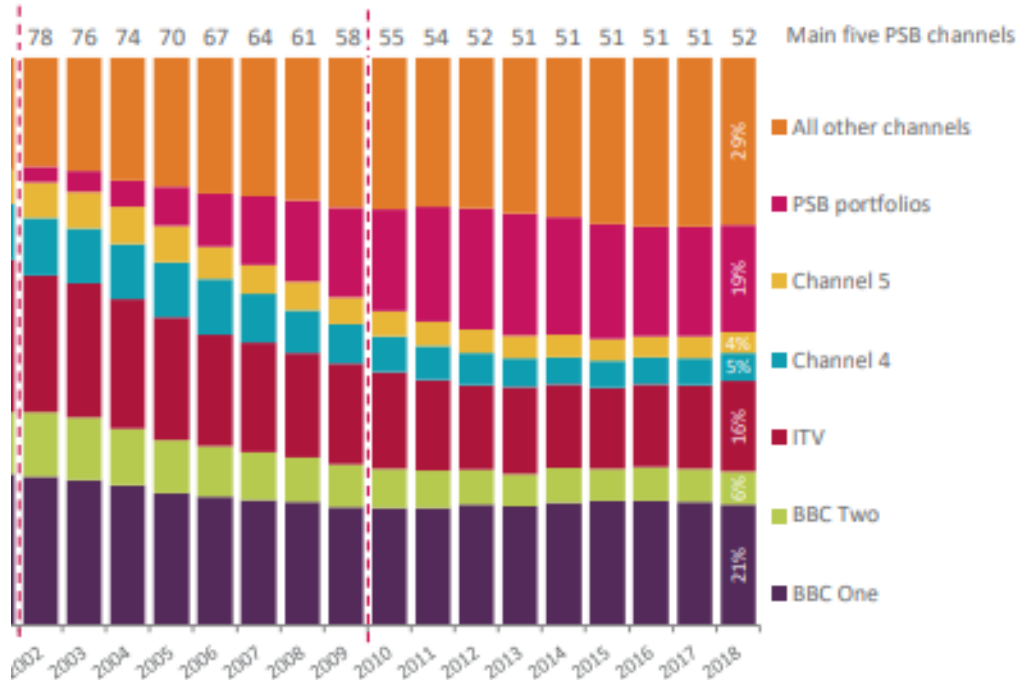
Discovery Networks. Owns
Kanal 5, Kanal 9, Eurosport
1.

Ranking of TV stations in Sweden in the 1st half of 2019,
by audience



Europe

United Kingdom



British Broadcasting Company



Channel 4



ITV



Channel 5 Broadcasting Ltd.

Spain



RTVE Broadcasting Service

ATRESMEDIA
TELEVISIÓN



Atresmedia Corporación

MEDIASET **españa.**

Mediaset España Comunicación

Europe

France

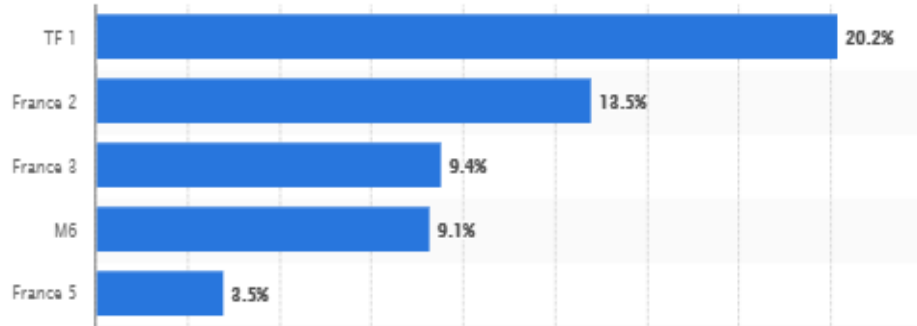
france•tv

France TV



TF 1 Groupe

Audience distribution among the leading television channels in France in 2018



Germany



ZDF
(Zweites Deutsches
Fernsehen)



RTL Group

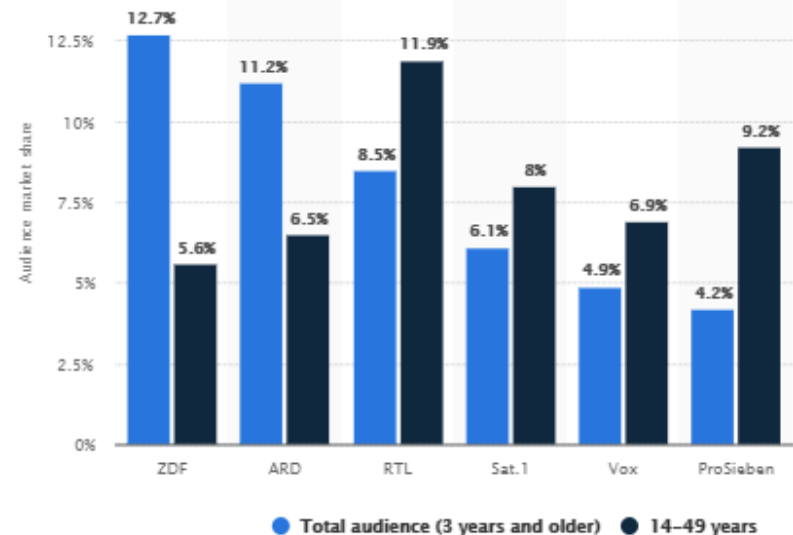


ARD



ProSiebenSat.1 Media

Audience market share of selected television stations in Germany in 2019



Europe

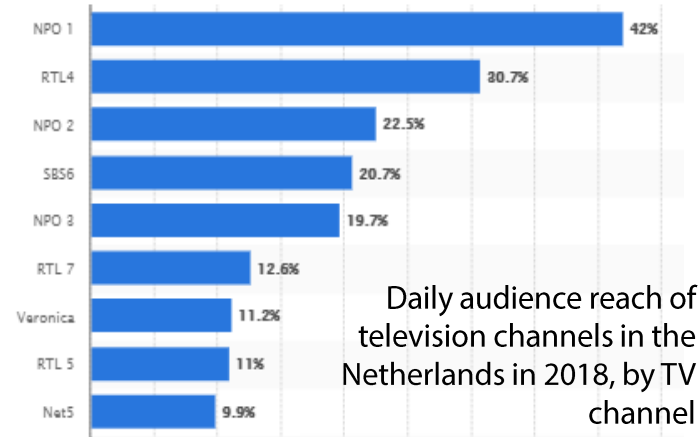
Netherlands



NPO
(Dutch Foundation for
Public Broadcasting)

RTL

Talpa Network.
*Owens Veronica and
SBS6*



Italy

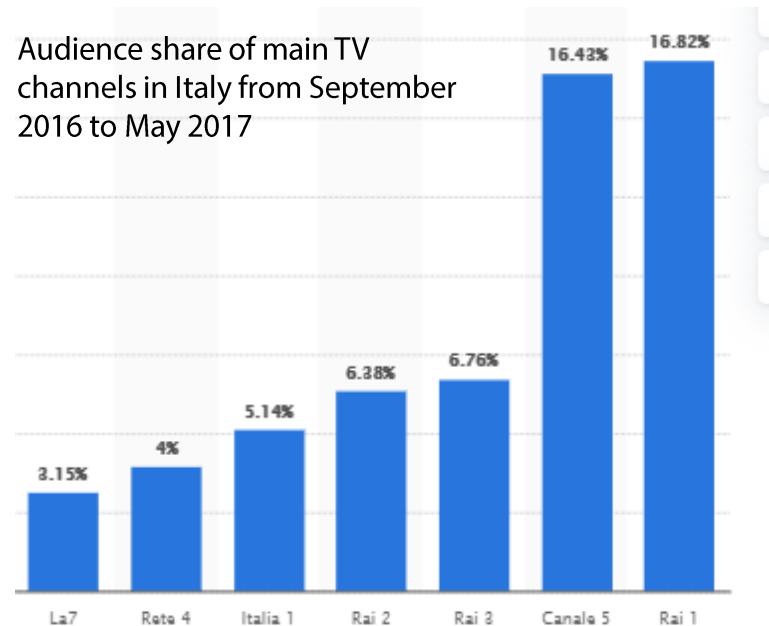


Rai Italia

LA 7



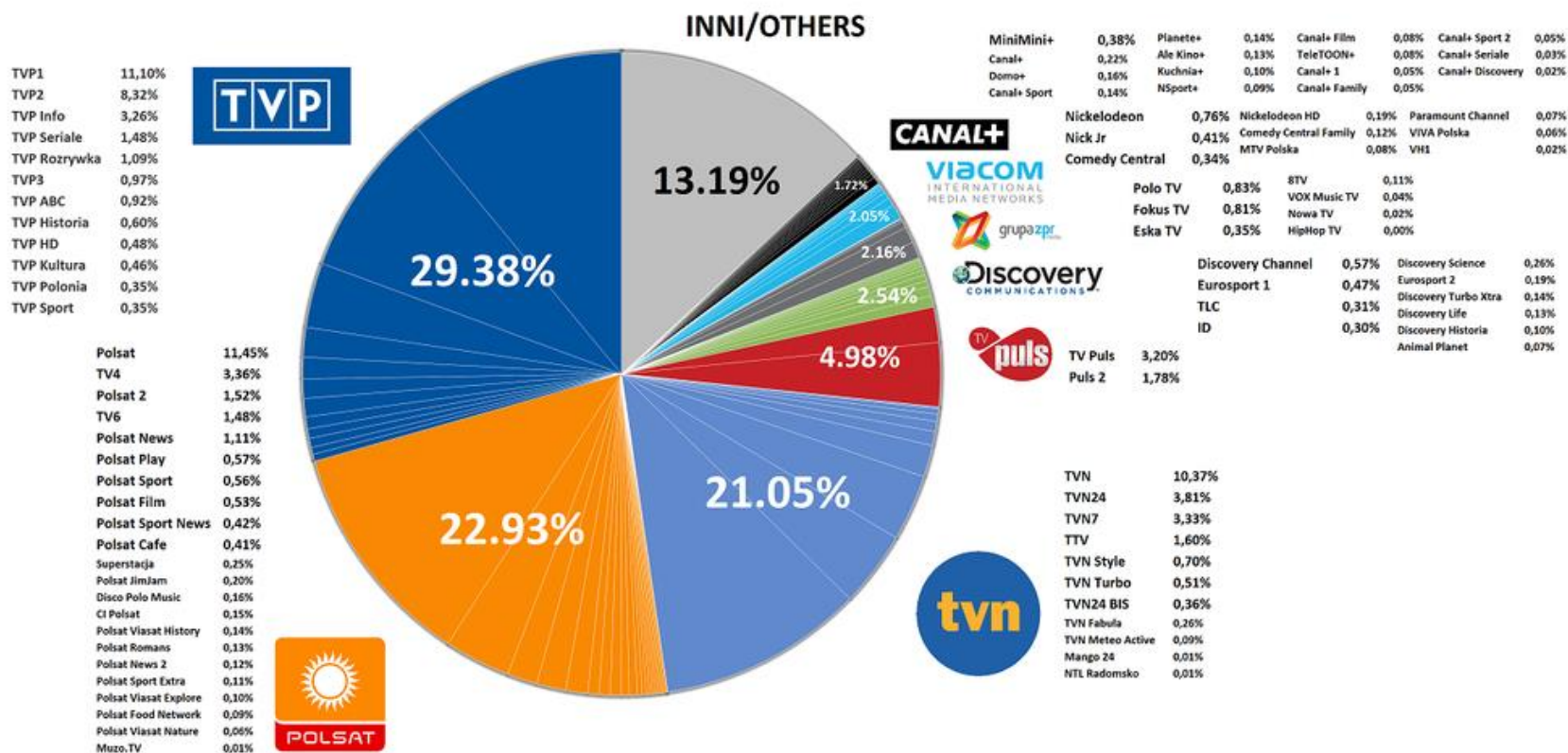
Mediaset



Europe

Poland

Shares in the television market in Poland of selected broadcasters' groups in 2016



Eastern Europe

Turkey



Turkish Radio and Television Corporation



Doğuş Media Group



Demirören

Demirören Group



Kalyon Group

Romania



Central European Media Enterprises

CME (Central European Media Enterprises)



INTACT
MEDIA GROUP

Intact Media Group



Demirören

Demiroren Group. *Owns Kanal D*



TVR (Televiziunea Română)



REALITATEA TV

Realitatea TV

Africa

South Africa



DSTV



South Africa Broadcasting Corporation



e.tv



M-net

Kenya



DSTV



Kenya Broadcasting Corporation



Standard group



Nation Media Group
Media of Africa for Africa

Nation Media Group

Africa

Nigeria



NTA (Nigeria Television Authority)



AIT (Africa Independent Television)



CHANNELS

Channels TV

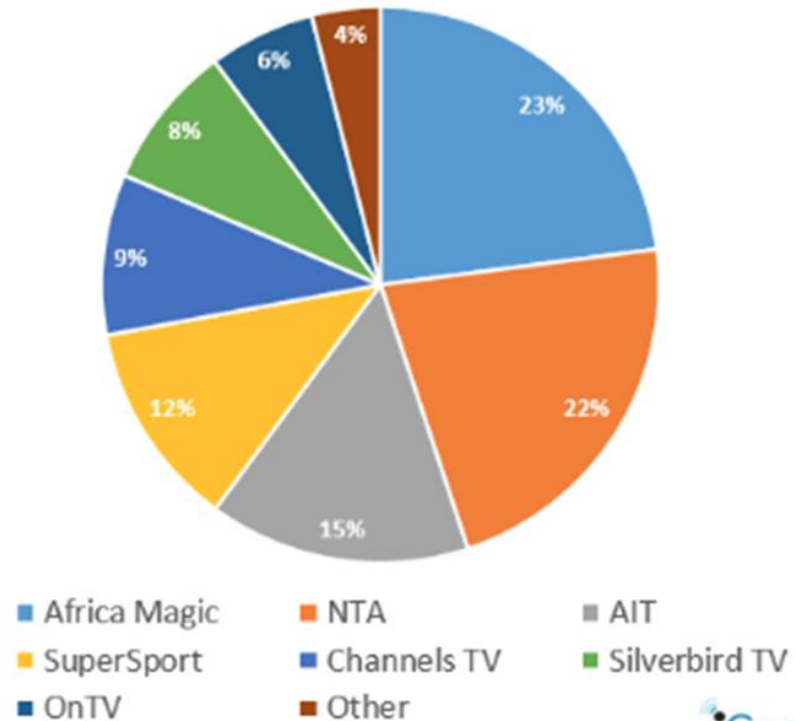


Silverbird Group



Galaxy TV

Top Nigerian TV Stations in July: Channel Share



GeoPoll

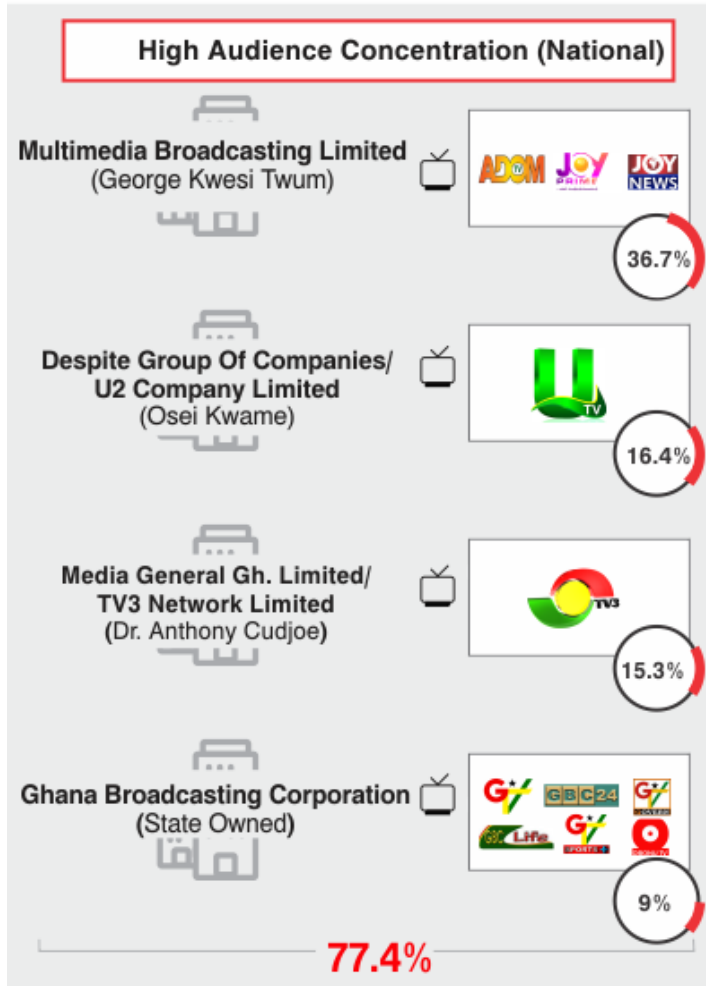


DSTV

- DSTV and GOTV are the largest subscribed paid tv suppliers in Nigeria.

Africa

Ghana



DSTV



Multimedia Broadcasting Limited



Despite Group of Companies



TV3 Network Limited



Ghana Broadcasting Corporation

Africa

Uganda



Nation Media Group
Media of Africa for Africa

Nation Media Group. Owns NTV.

VISION GROUP
NATIONAL PRIDE • GLOBAL EXCELLENCE

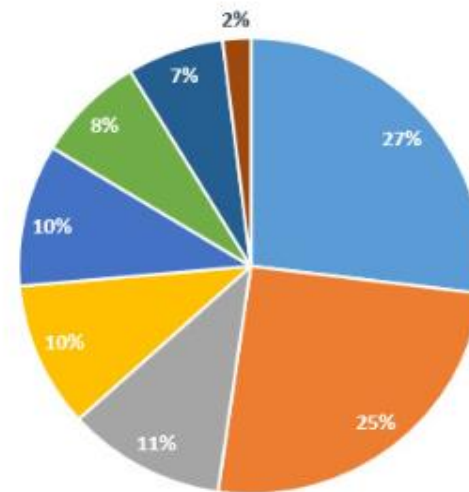
Vision Group. Owns Bukkede 1 and 2.

UBC
INSPIRING UGANDA

Uganda Broadcasting Corporation.
Owns Bukkede 1 and 2.

DSTV DSTV

Average Share of Total Ugandan TV Audience, Jan-March



■ NTV ■ Bukkede ■ UBC ■ Urban ■ NBS ■ Bukkede2 ■ WBS ■ Other

iGeoPoll

- Channels available through different paid platforms

Africa

Tanzania



Clouds Media Group



East Africa Television



Tanzania Broadcasting Corporation

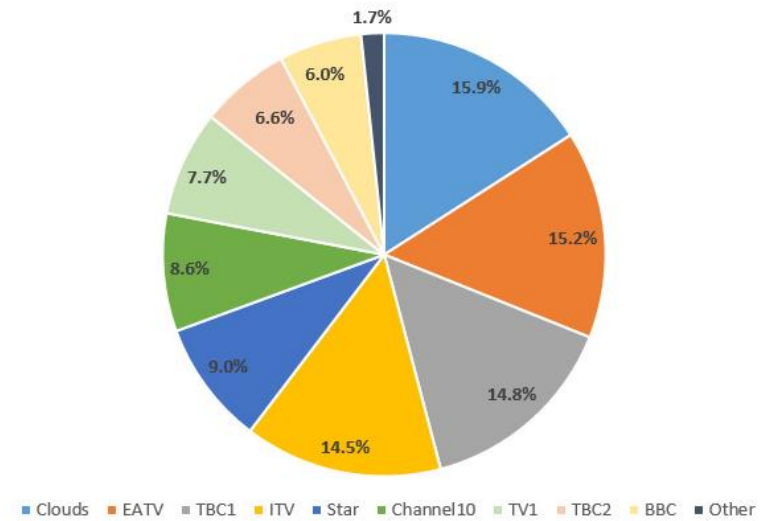


ITV
(Independent Television)



Sahara Media Group. Owns Star TV

Average Share of Total TV Audience in Tanzania, Jan-March 2015



- Channels available through different paid platforms

Africa

Rwanda



Rwanda Broadcasting Agency. Owns
Rwanda TV



Tele 10 Group



TV 1



DSTV

- Channels available through different paid platforms

South Asia

Pakistan



Jang Media Group. Owns the Geo Network



ARY Digital Network

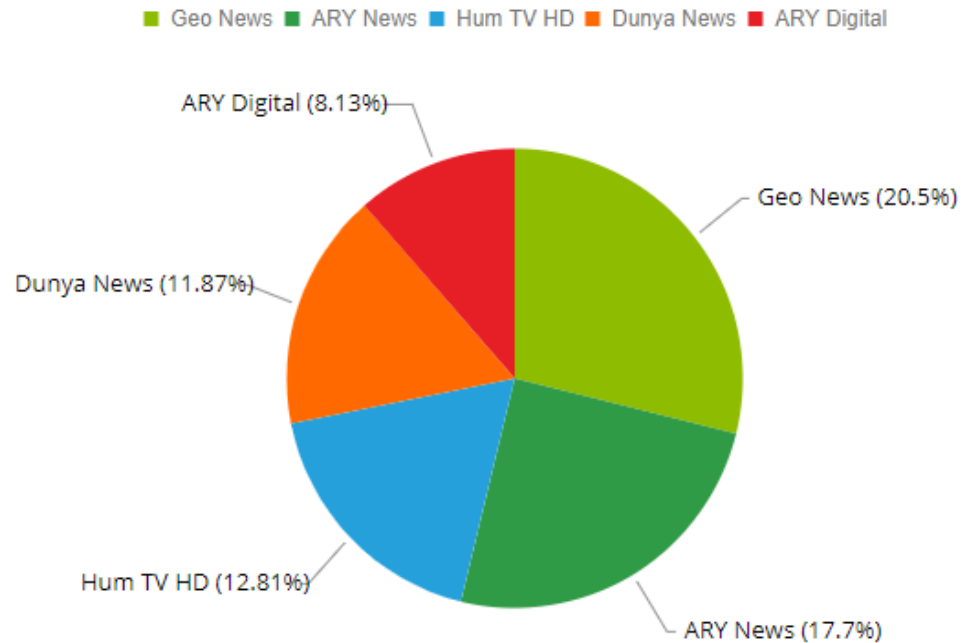


Pakistan Television Corporation



Hum Network

Sunday 12 January 2020, 06:44 p.m.



South Asia

India



Star TV



Sony Pictures Networks



Zee Entertainment Network



Viacom 18



New Delhi Television

Asia Pacific

China



China Central television Network



Shanghai Media Group



Hunan Broadcasting System



Jiangsu broadcasting corporation



Phoenix Television

Asia Pacific

South Korea



CJ Entertainment & Media



JoongAng Tongyang Broadcasting Company



Munhwa Broadcasting Corporation



Korean Broadcasting System



Seoul Broadcasting System

Japan



NHK



Nippon Television Network Corporation



Tokyo Broadcasting System Television



TV Tokyo Corporation



Fuji Television Network

Central Asia

Russia



All-Russia State Television and Radio
Broadcasting Company (VGTRK)



National Media Group



Gazprom-Media



Ren TV

Kazakhstan



Qazaqstan Radio and Television Corporation



KTK (Commercial TV Channel)



CTC Media

Continent Down Under

Australia



Seven Network



Nine Network



Network Ten



Australian Broadcasting Corporation



Special Broadcasting Service

Network audience share, 2018

1. Seven, 30.5 per cent (up 0.9 percentage points)
2. Nine, 27.4 per cent (down 0.7)
3. Ten, 17.4 per cent (down 0.5)
4. ABC, 17.0 per cent (down 0.1)
5. SBS, 7.7 per cent (up 0.5)

Source: Oztam